

DEALER/SHOWROOM: \_\_\_\_\_

SALESPERSON: \_\_\_\_\_

DATE: \_\_\_\_\_

PO#: \_\_\_\_\_

SIDEMARK: \_\_\_\_\_

### STEP 1 • SELECT SILHOUETTE

**(M)** Indicates seat with motion

#### STAND ALONE FRAMES

CHAIR  
BAMOTN-REC



Recliner 37"D

CHAIR  
BAMOTN-C



Incliner 40"D

LOVESEAT  
BAMOTN-L



Incliner 40"D

SOFA  
BAMOTN-S



Incliner 40"D

EXTENDED SOFA  
BAMOTN-SE



Incliner 40"D

#### SECTIONAL MOTION FRAMES - INCLINER ONLY 40" D

LEFT ARM LOVESEAT  
BAMOTN-LL




RIGHT ARM LOVESEAT  
BAMOTN-LR



LEFT ARM SOFA  
BAMOTN-SL



RIGHT ARM SOFA  
BAMOTN-SR



LEFT ARM CORNER SOFA  
BAMOTN-SCL



RIGHT ARM CORNER SOFA  
BAMOTN-SCR



#### MOTIONLESS FRAMES

ARMLESS CHAIR  
BAMOTN-CA



ARMLESS LOVESEAT  
BAMOTN-LA



CORNER CHAIR  
BAMOTN-CC



#### RECLINER

A Baker recliner provides the ultimate in comfort by both reclining the back of the chair and extending a legrest. A recliner needs extra space both behind and in front of the chair to fully extend. The recliner measures 68" in the fully extended position. 13" at legrest and 17" at headrest.

#### INCLINER

A Baker incliner creates a relaxed seating experience. The seat and inside back slide forward and a legrest extends while the outside back remains in a fixed position. An incliner needs extra space only in front of the piece. The incliner measures 67" in the fully extended position. 28" at legrest.

While both recliners and incliners are available in stand alone chairs, only incliners are available in loveseats, sofas, and sectional groupings.

### STEP 2 • SELECT CUSHION WIDTH

Not applicable to stand-alone chairs or corner chairs. Chairs are 21".

24"

30"

### STEP 3 • SELECT ARM STYLE



Modern Slope Arm 4"W\*

\*Recliner is not available



Track Arm 4"W



English Arm 5"W



Wide Track Arm 6"W



Sock Arm 7"W



Lawson Arm 9"W



Modern Track Arm 9"W




Nailed Panel Arm 9"W



Wide Sock Arm 9"W


### STEP 4 • SELECT LEG STYLE

\*Upcharge




Petite Block Leg 2.5"W x 2"H

Can be used with all arms




Mini Block Leg 3"W x 2"H

Not available on English Arm




Small Tapered Block Leg 4.5"W x 2"H

Not available on Track Arm, Sock Arm, Modern Slope Arm & English Arm




Petite Tapered Leg 2.5"W x 2"H

Can be used with all arms



Small Tapered Leg 3"W x 2"H

Not available on English Arm




Tall Tapered Leg 2.5"W x 4"H

Can be used with all arms



Medium Tapered Leg 3"W x 4"H

Not available on English Arm



Large Tapered Leg 4.5"W x 4"H

Only available on Wide Track Arm 6"W and Modern Track Arm 9"W



Recessed Small Tapered Leg 3"W x 4"H

Not available on English Arm




Recessed Large Tapered Leg 4.5"W x 4"H

Only available on Wide Track Arm 6"W and Modern Track Arm 9"W




Fluted Turned Leg 4.5"W x 4"H

Only available on Wide Track Arm 6"W and Modern Track Arm 9"W




Medium Tapered Block Leg 5"W x 2"H

Only available on Wide Track Arm 6"W and Modern Track Arm 9"W




Old Brass Block Leg 5"W x 2"H

Only available on Wide Track Arm 6"W and Modern Track Arm 9"W



Platinum Nickel Block Leg\* 5"W x 2"H

Only available on Wide Track Arm 6"W and Modern Track Arm 9"W



Modern Tapered Block Leg 8"W x 2"H

Only available on Modern Track Arm 9"W

### STEP 5 • SELECT BACK STYLE



Knife Edge Back Straight Pillow



Boxed Edge Back Straight Pillow



Rounded Corner Back Standard Pillow

### STEP 6 • SELECT EDGE

Applied to the cushions and outside back.  
Applied to arms unless noted in Step 3.

WELTED EDGES

WELTLESS EDGES

WELTLESS TOP STITCH EDGES\*  
\*Upcharge

**STEP 7 • SELECT CUSHION FILL**

For full item descriptions, please refer to the Baker | McGuire price list.

SELECT YOUR SEAT CUSHION

- BAKER COMFORT (Standard)
- BAKER FIRM SPRING DOWN \*Upcharge
- BAKER COMFORT PLUSH \*Upcharge
- BAKER FIBERLUX (Hypoallergenic)

SELECT YOUR BACK PILLOW

- BAKER COMFORT ULTRA PLUSH (Standard)
- BAKER COMFORT
- BAKER FIBERLUX (Hypoallergenic)

SELECT YOUR THROW PILLOW

- BAKER COMFORT PLUSH (Standard)
- BAKER COMFORT ULTRA PLUSH \*Upcharge
- BAKER FIBERLUX (Hypoallergenic)

**STEP 8 • SELECT NAIL OPTIONS**

Upcharge

- NAIL TRIM ON BASE
- SPECIALTY NAIL TRIM ON BASE
- NO NAIL TRIM
- HEAD TO HEAD
- HEAD TO HEAD
- SPACED
- SPACED

**STEP 9 • SELECT FINISH OPTION**

WOOD AND PAINT FINISH OPTIONS

- TIER 1
- TIER 2 (upcharge)
- TIER 3 (upcharge)
- TIER 4 (upcharge)

**STEP 10 • BATTERY NEED**

- PLUG IN (included)
- BATTERY PACK (upcharge) Battery gets approximately 200 cycles on a full charge. USB charging should not be used when using battery pack. Battery installed on frame; run cord to charge.

**STEP 11 • ORDER SUMMARY**

STEP 1 - SILHOUETTE:

STEP 2 - CUSHION WIDTH:

STEP 3 - ARM STYLE:

STEP 4 - LEG STYLE:

STEP 5 - BACK STYLE:

STEP 6 - EDGE:

STEP 7 - CUSHION FILL:

STEP 8 - NAIL:

STEP 9 - FINISH:

STEP 10 - BATTERY NEED:


**ADDITIONAL DECORATIVE SELECTIONS**

Contact your customer service representative for COM, tapes, bullions, and additional decorative options.

PRIMARY FABRIC: \_\_\_\_\_  
LOCATION: \_\_\_\_\_ DIRECTION: \_\_\_\_\_ GRADE: \_\_\_\_\_ \$: \_\_\_\_\_  
THROW PILLOW FABRIC: \_\_\_\_\_  
LOCATION: \_\_\_\_\_ DIRECTION: \_\_\_\_\_ GRADE: \_\_\_\_\_ \$: \_\_\_\_\_  
OTHER FABRIC: \_\_\_\_\_  
LOCATION: \_\_\_\_\_ DIRECTION: \_\_\_\_\_ GRADE: \_\_\_\_\_ \$: \_\_\_\_\_  
OTHER FABRIC: \_\_\_\_\_  
LOCATION: \_\_\_\_\_ DIRECTION: \_\_\_\_\_ GRADE: \_\_\_\_\_ \$: \_\_\_\_\_  
CONTRASTING WELT: \_\_\_\_\_  
LOCATION: \_\_\_\_\_ DIRECTION: \_\_\_\_\_ \$: \_\_\_\_\_  
SELF DECKING: \_\_\_\_\_ \$: \_\_\_\_\_  
NAIL HEAD FINISH: \_\_\_\_\_ \$: \_\_\_\_\_  
OTHER OPTION: \_\_\_\_\_ \$: \_\_\_\_\_  
OTHER OPTION: \_\_\_\_\_ \$: \_\_\_\_\_  
TOTAL: \_\_\_\_\_

**DRAW YOUR CONFIGURATION**

Please note overall dimensions and cushion-breaks on your sketch.



**STEP 12 • CUSTOMER APPROVES ALL DIMENSIONS, DRAWINGS AND DETAILS**

CUSTOMER SIGNATURE: \_\_\_\_\_ DATE: \_\_\_\_\_ TOTAL: \_\_\_\_\_

Note: Customer approves all dimensions, drawings and details.